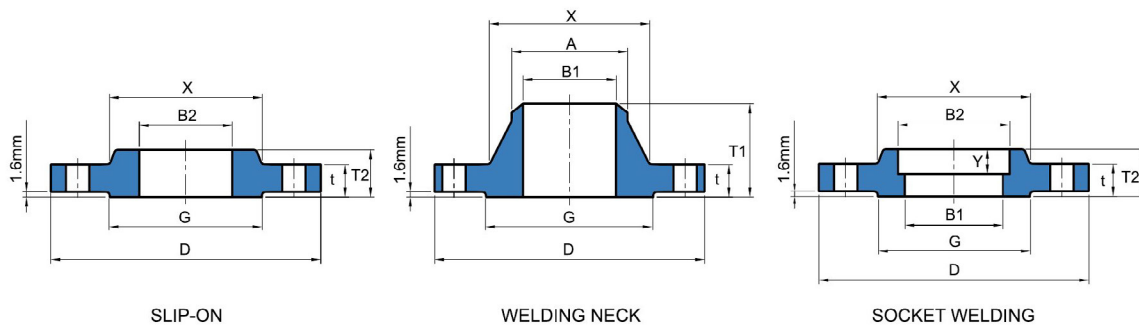
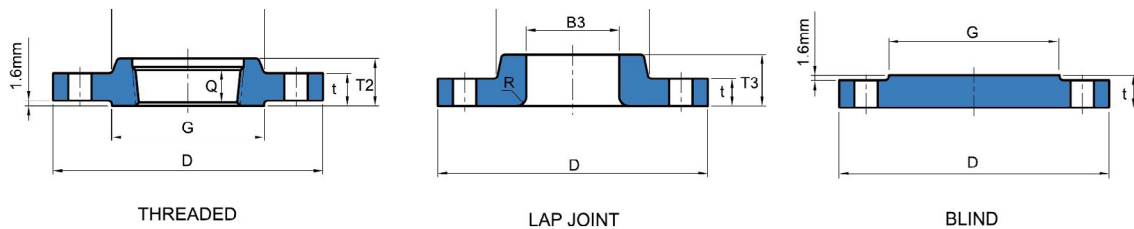


## ASME příruby 150 lbs



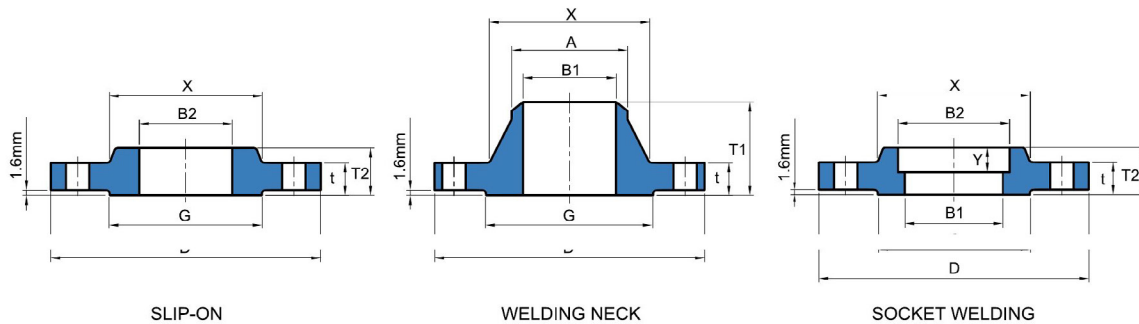
DN	D	X	G	t	B1	B2	B3	T1	T2	T3	A	R	Q	Y
1/2	89	30.2	35.1	11.2	15.8	22.4	22.9	47.8	15.7	15.7	21.3	3.0	15.7	9.7
3/4	99	38.1	42.9	12.7	20.8	27.7	28.2	52.3	15.7	15.7	26.7	3.0	15.7	11.2
1	108	49.3	50.8	14.2	26.7	34.5	35.1	55.6	17.5	17.5	33.5	3.0	17.5	12.7
1 1/4	117	58.7	63.5	15.7	35.1	43.2	43.7	57.2	20.6	20.6	42.2	4.8	20.6	14.2
1 1/2	127	65.0	73.2	17.5	40.9	49.5	50.0	62.0	22.4	22.4	48.3	6.4	22.4	15.8
2	152	77.7	91.9	19.1	52.6	62.0	62.5	63.5	25.4	25.4	60.5	7.9	25.4	17.5
2 1/2	178	90.4	104.6	22.4	62.7	74.7	75.4	69.9	28.4	28.4	73.2	7.9	28.4	19.1
3	191	108.0	127.0	23.9	78.0	90.7	91.4	69.9	30.2	30.2	88.9	9.7	30.2	20.6
3 1/2	216	122.2	139.7	23.9	90.2	103.4	104.1	71.4	31.8	31.8	101.6	9.7	31.8	22.4
4	229	134.9	157.2	23.9	102.4	116.1	116.8	76.2	33.3	33.3	114.3	11.2	33.3	23.9
5	254	163.6	185.7	23.9	128.3	143.8	144.5	88.9	36.6	36.6	141.2	11.2	36.6	23.9
6	279	192.0	215.9	25.4	154.2	170.7	171.5	88.9	39.6	39.6	168.4	12.7	39.6	26.9
8	343	246.1	269.7	28.4	202.7	221.5	222.3	101.6	44.5	44.5	219.2	12.7	44.5	31.8
10	406	304.8	323.9	30.2	254.5	276.4	277.4	101.6	49.3	49.3	273.1	12.7	49.3	33.3
12	483	365.3	381.0	31.8	304.8	327.2	328.2	114.3	55.6	55.6	323.9	12.7	55.6	39.6
14	533	400.1	412.8	35.1	336.6	359.2	360.2	127.0	57.2	57.2	355.6	12.7	57.2	41.4
16	597	457.2	469.9	36.6	387.4	410.5	411.2	127.0	63.5	63.5	406.4	12.7	63.5	44.5
18	635	505.0	533.4	39.6	438.2	461.8	462.3	139.7	68.3	68.3	457.2	12.7	68.3	49.3
20	699	558.8	584.2	42.9	489.0	513.1	514.4	144.5	73.2	73.2	508.0	12.7	73.2	54.1
24	813	663.4	692.2	47.8	590.6	616.0	616.0	152.4	82.6	82.6	609.6	12.7	82.6	63.5

## ASME příruby 150 lbs



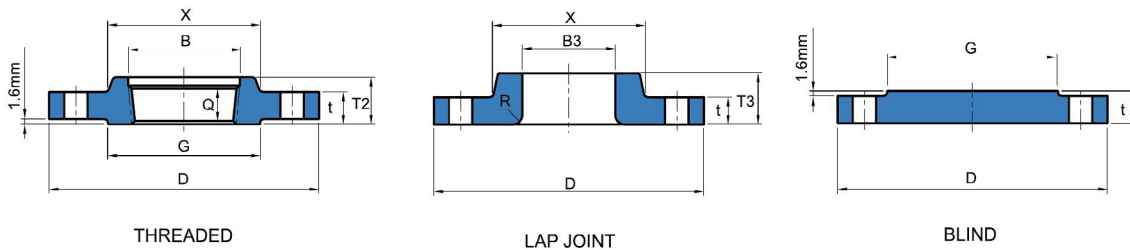
Nominal Pipe Size	DRILLING			BOLTING				APPROXIMATE WEIGHT									
	Bolt Circle Diam.	Number of Holes	Diam. of Holes	Diam. of Bolts (inch)	Machine Bolt Length			Welding Neck		Slip-on and Threaded		Lap Joint		Blind		Socket Welding	
					Raised Face	Raised Face	Ring Joint	Kg	lb	Kg	lb	Kg	lb	Kg	lb	Kg	lb
1/2	60.5	4	15.7	1/2	50.8	57.2	-	0.51	1.10	0.47	1.00	0.51	1.00	0.47	1.00	0.47	1.00
3/4	69.9	4	15.7	1/2	50.8	63.5	-	0.73	1.60	0.58	1.30	0.64	1.40	0.63	1.40	0.59	1.30
1	79.3	4	15.7	1/2	57.2	63.5	76.2	1.07	2.40	0.86	1.90	0.93	1.80	0.94	2.10	0.87	1.90
1 1/4	88.9	4	15.7	1/2	57.2	69.9	82.6	1.40	3.10	1.08	2.40	1.16	2.00	1.23	2.70	1.11	2.40
1 1/2	98.6	4	15.7	1/2	63.5	69.9	82.6	1.81	4.00	1.41	3.10	1.51	3.30	1.62	3.60	1.45	3.20
2	120.7	4	19.1	5/8	69.9	82.6	95.3	2.59	5.70	2.26	5.00	2.38	5.20	2.64	5.80	2.33	5.00
2 1/2	139.7	4	19.1	5/8	76.2	88.9	101.6	4.28	9.40	3.43	7.60	3.60	7.90	4.06	9.00	3.55	7.80
3	152.4	4	19.1	5/8	76.2	88.9	101.6	5.18	11.40	3.87	8.50	4.04	8.90	4.90	10.80	4.02	8.90
3 1/2	177.8	8	19.1	5/8	76.2	88.9	101.6	5.45	12.00	4.99	11.00	4.99	11.00	5.90	13.00	4.99	11.00
4	190.5	8	19.1	5/8	76.2	88.9	101.6	7.32	16.10	5.75	12.70	5.96	13.00	7.41	16.30	5.99	13.20
5	215.9	8	22.4	3/4	82.6	95.3	108.0	8.91	19.60	6.22	13.70	6.44	14.00	8.76	19.30	6.68	14.70
6	241.3	8	22.4	3/4	82.6	101.6	114.3	11.26	24.80	7.38	16.30	7.59	16.70	11.31	24.90	7.99	17.60
8	298.5	8	22.4	3/4	88.9	108.0	120.7	17.68	39.00	12.36	27.30	12.66	27.90	19.92	43.90	13.29	29.30
10	362.0	12	25.4	7/8	101.6	114.3	127.0	24.79	54.70	17.10	37.70	16.78	37.00	29.39	64.80	19.50	43.00
12	431.8	12	25.4	7/8	101.6	120.7	133.4	38.98	85.90	27.68	61.00	28.30	62.40	43.70	96.30	29.03	64.00
14	476.3	12	28.5	1	114.3	133.4	146.1	51.71	114.00	35.20	77.60	41.50	91.50	59.42	140.00	38.56	85.00
16	539.8	16	28.5	1	114.3	133.4	146.1	64.41	142.00	42.18	93.00	52.98	116.80	77.11	170.00	44.49	98.00
18	577.9	16	31.8	1 1/8	127.0	146.1	158.8	74.84	165.00	49.71	109.60	59.00	130.00	94.80	209.00	54.43	120.00
20	635.0	20	31.8	1 1/8	139.7	158.8	171.5	89.36	197.00	65.50	140.00	72.12	159.00	123.38	272.00	70.31	155.00
24	749.3	20	35.1	1 1/4	152.4	171.5	184.2	119.66	263.80	90.50	199.50	99.02	218.30	188.24	415.00	95.25	210.00

## ASME příruby 300 lbs



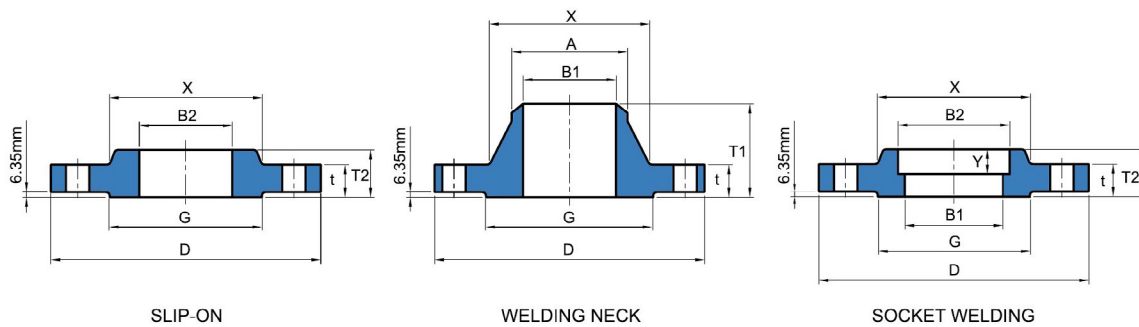
DN	D	X	G	t	B1	B2	B3	B	T1	T2	T3	A	R	Q	Y
1/2	95	38.1	35.1	14.2	15.7	22.4	22.9	23.6	52.3	22.4	22.4	21.3	3.0	15.7	9.7
3/4	117	47.8	42.9	15.7	20.8	27.7	28.2	29.0	57.2	25.4	25.4	26.7	3.0	15.7	11.2
1	124	53.8	50.8	17.5	26.7	34.5	35.1	35.8	62.0	26.9	26.9	33.5	3.0	17.5	12.7
1 1/4	133	63.5	63.5	19.1	35.1	43.2	43.7	44.5	65.0	26.9	26.9	42.2	4.8	20.6	14.2
1 1/2	155	69.9	73.2	20.6	40.9	49.5	50.0	50.5	68.3	30.2	30.2	48.3	6.4	22.4	15.7
2	165	84.1	91.9	22.4	52.6	62.0	62.5	63.5	69.9	33.3	33.3	60.5	7.9	28.4	17.5
2 1/2	191	100.1	104.6	25.4	62.7	74.7	75.4	76.2	76.2	38.1	38.1	73.2	7.9	31.8	19.1
3	210	117.3	127.0	28.4	78.0	90.7	91.4	92.2	79.2	42.9	42.9	88.9	9.7	31.8	20.6
3 1/2	229	133.4	139.7	30.2	90.2	103.4	104.1	104.9	81.0	44.5	44.5	101.6	9.7	36.6	22.4
4	254	146.1	157.2	31.8	102.4	116.1	116.8	117.6	85.9	47.8	47.8	114.3	11.2	36.6	23.9
5	279	177.8	185.7	35.1	128.3	143.8	144.5	144.5	98.6	50.8	50.8	141.2	11.2	42.9	23.9
6	318	206.2	215.9	36.6	154.2	170.7	171.5	171.5	98.6	52.3	52.3	168.4	12.7	46.0	26.9
8	381	260.4	269.7	41.1	202.7	221.5	222.3	222.3	111.3	62.0	62.0	219.2	12.7	50.8	31.8
10	445	320.5	323.9	47.8	254.5	276.4	277.4	276.4	117.3	66.5	95.3	273.1	12.7	55.6	33.3
12	521	374.7	381.0	50.8	304.8	327.2	328.2	328.7	130.0	73.2	101.6	323.9	12.7	60.5	39.6
14	584	425.5	412.8	53.8	336.6	359.2	360.2	360.4	142.7	76.2	111.3	355.6	12.7	63.5	41.4
16	648	482.6	469.9	57.2	387.4	410.5	411.2	411.2	146.1	82.6	120.7	406.4	12.7	68.3	44.5
18	711	533.4	533.4	60.5	438.2	461.8	462.3	462.0	158.8	88.9	130.0	457.2	12.7	69.9	49.3
20	775	587.2	584.2	63.5	489.0	513.1	514.4	512.8	162.1	95.3	139.7	508.0	12.7	73.2	54.1
24	914	701.5	692.2	69.9	590.6	616.0	616.0	614.4	168.1	106.4	152.4	609.6	12.7	82.6	63.5

## ASME příruby 300 lbs



Nominal Pipe Size	DRILLING			BOLTING			APPROXIMATE WEIGHT										
	Bolt Circle Diam.	Number of Holes	Diam. of Holes	Diam. of Bolts (inch)	Machine Bolt Length			Welding Neck		Slip-on and Threaded		Lap Joint		Blind		Socket Welding	
					Raised Face	Raised Face	Ring Joint	Kg	lb	Kg	lb	Kg	lb	Kg	lb	Kg	lb
1/2	66.5	4	15.7	1/2	57.2	63.5	76.2	0.78	1.70	0.62	1.40	0.61	1.30	0.62	1.40	0.62	1.40
3/4	82.6	4	19.1	5/8	63.5	76.2	88.9	1.34	3.00	1.15	2.50	1.15	2.50	1.16	2.50	1.19	2.60
1	88.9	4	19.1	5/8	63.5	76.2	88.9	1.64	3.60	1.39	3.10	1.38	3.00	1.42	3.00	1.44	3.20
1 1/4	98.6	4	19.1	5/8	69.9	82.6	95.3	2.06	4.50	1.67	3.70	1.66	3.70	1.79	3.90	1.73	3.80
1 1/2	114.3	4	22.4	3/4	76.2	88.9	101.6	3.06	6.70	2.53	5.60	2.52	5.60	2.68	5.90	2.62	5.80
2	127.0	8	19.1	5/8	76.2	88.9	101.6	3.40	7.50	2.80	6.20	2.79	6.20	3.09	6.80	2.94	6.50
2 1/2	149.4	8	22.4	3/4	82.6	101.6	114.3	5.31	11.70	4.25	9.40	4.22	9.30	4.75	10.50	4.49	9.90
3	168.1	8	22.4	3/4	88.9	108.0	120.7	7.32	16.10	5.81	12.80	5.78	12.70	6.79	14.90	6.20	13.70
3 1/2	184.2	8	22.4	3/4	95.3	108.0	127.0	8.17	18.00	7.72	17.00	7.72	17.00	9.53	21.00	-	-
4	200.2	8	22.4	3/4	95.3	114.3	127.0	11.30	24.90	10.13	22.30	10.07	22.20	12.00	26.50	-	-
5	235.0	8	22.4	3/4	108.0	120.7	133.4	15.12	33.30	12.58	27.70	12.52	27.60	15.96	35.20	-	-
6	269.7	12	22.4	3/4	108.0	120.7	139.7	19.68	43.40	16.04	35.40	15.95	35.20	21.20	46.70	-	-
8	330.2	12	25.4	7/8	120.7	139.7	152.4	30.48	67.20	24.50	54.00	24.37	53.70	34.60	76.30	-	-
10	387.4	16	28.4	1	139.7	158.8	171.5	43.74	96.40	34.16	75.30	39.92	88.00	55.34	122.00	-	-
12	450.9	16	31.8	1 1/8	146.1	171.5	184.2	64.41	142.00	51.26	113.00	58.70	129.40	78.90	174.00	-	-
14	514.4	20	31.8	1 1/8	158.8	177.8	190.5	88.30	194.70	72.12	159.00	83.46	184.00	107.05	236.00	-	-
16	571.5	20	35.1	1 1/4	165.1	190.5	203.2	112.94	249.00	90.40	199.30	106.14	234.00	139.25	307.00	-	-
18	628.7	24	35.1	1 1/4	171.5	196.9	209.6	138.34	305.00	109.00	240.30	133.95	295.30	176.90	396.00	-	-
20	685.8	24	35.1	1 1/4	184.2	203.2	222.3	167.37	369.00	136.00	300.00	157.65	347.60	223.17	492.00	-	-
24	812.8	24	41.1	1 1/2	203.2	228.6	254.0	235.41	519.00	204.00	449.70	240.40	530.00	342.00	754.00	-	-

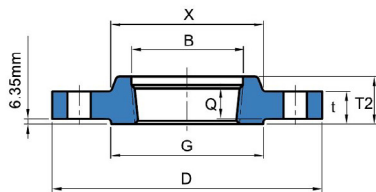
## ASME přírubby 600 lbs



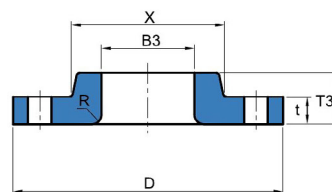
DN	D	X	G	t	B1	B2	B3	B	T1	T2	T3	A	R	Q	Y
1/2	95	38.1	35.1	14.2	Na základě požadavku	22.4	22.9	23.6	52.3	22.4	22.4	21.3	3.0	15.7	9.7
3/4	117	47.8	42.9	15.7		27.7	28.2	29.0	57.2	25.4	25.4	26.7	3.0	15.7	11.2
1	124	53.8	50.8	17.5		34.5	35.1	35.8	62.0	26.9	26.9	33.5	3.0	17.5	12.7
1 1/4	133	63.5	63.5	20.6		43.2	43.7	44.5	66.5	28.4	28.4	42.2	4.8	20.6	14.2
1 1/2	155	69.9	73.2	22.4		49.5	50.0	50.5	69.9	31.8	31.8	48.3	6.4	22.4	15.7
2	165	84.1	91.9	25.4		62.0	62.5	63.5	73.2	36.6	36.6	60.5	7.9	28.4	17.5
2 1/2	191	100.1	104.6	28.4		74.7	75.4	76.2	79.2	41.1	41.1	73.2	7.9	31.8	19.1
3	210	117.3	127.0	31.8		90.7	91.4	92.2	82.6	46.0	46.0	88.9	9.7	35.1	20.6
3 1/2	229	133.4	139.7	35.1		103.4	104.1	104.9	85.9	49.3	49.3	101.6	9.7	39.6	22.4
4	273	152.4	157.2	38.1		116.1	116.8	117.6	101.6	53.8	53.8	114.3	11.2	41.1	23.9
5	330	189.0	185.7	44.5		143.8	144.5	144.5	114.3	60.5	60.5	141.2	11.2	47.8	23.9
6	356	222.3	215.9	47.8		170.7	171.5	171.5	117.3	66.5	66.5	168.4	12.7	50.8	26.9
8	419	273.1	269.7	55.6		221.5	222.3	222.3	133.4	76.2	76.2	219.2	12.7	57.2	31.8
10	508	342.9	323.9	63.5		276.4	277.4	276.4	152.4	85.9	111.3	273.1	12.7	65.0	33.3
12	559	400.1	381.0	66.5		327.2	328.2	328.7	155.4	91.9	117.3	323.9	12.7	69.9	39.6
14	603	431.8	412.8	69.9		359.2	360.2	360.4	165.1	93.7	127.0	355.6	12.7	73.2	41.4
16	686	495.3	469.9	76.2		410.5	411.2	411.2	177.8	106.4	139.7	406.4	12.7	77.7	44.5
18	743	546.1	533.4	82.6		461.8	462.3	462.0	184.2	117.3	152.4	457.2	12.7	79.2	49.3
20	813	609.6	584.2	88.9		513.1	514.4	512.8	190.5	127.0	165.1	508.0	12.7	82.6	54.1
24	940	717.6	692.2	101.6		616.0	616.0	614.4	203.2	139.7	184.2	609.6	12.7	91.9	63.5



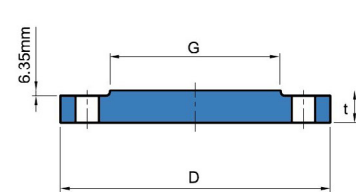
## ASME příruby 600 lbs



THREADED



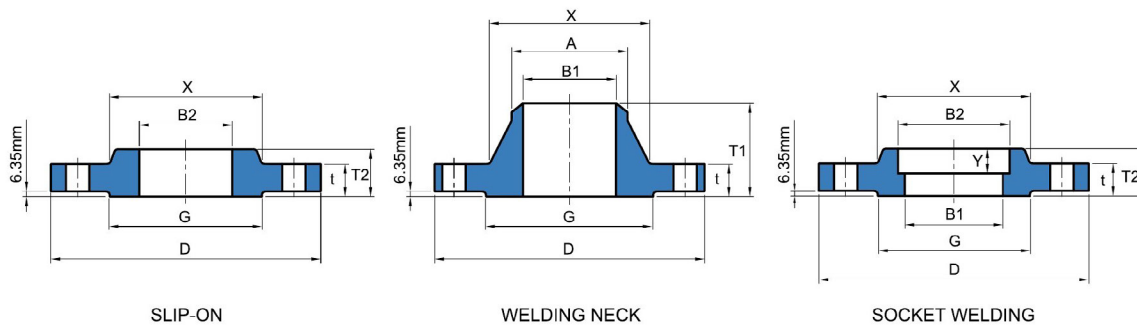
LAP JOINT



BLIND

Nominal Pipe Size	DRILLING			BOLTING				APPROXIMATE WEIGHT									
	Bolt Circle Diam.	Number of Holes	Diam. of Holes	Diam. of Bolts (inch)	STUD BOLT LENGTH			Welding Neck		Slip-on and Threaded		Lap Joint		Blind		Socket Welding	
					0.25" Raised Face	Male - Female Tongue - Groove	Ring Joint	Kg	lb	Kg	lb	Kg	lb	Kg	lb	Kg	lb
1/2	66.5	4	15.7	1/2	76.2	69.9	76.2	0.90	2.00	0.91	2.00	0.80	1.80	0.91	2.00	0.91	2.00
3/4	82.6	4	19.1	5/8	88.9	82.6	88.9	1.59	3.50	1.40	3.00	1.36	3.00	1.40	3.00	1.36	3.00
1	88.9	4	19.1	5/8	88.9	82.6	88.9	1.90	4.00	1.70	3.70	1.59	3.50	1.81	4.00	1.81	4.00
1 1/4	98.6	4	19.1	5/8	95.3	88.9	95.3	2.49	5.50	2.27	5.00	2.04	4.50	2.40	5.30	2.60	5.70
1 1/2	114.3	4	22.4	3/4	108.0	101.6	108.0	3.63	8.00	3.10	6.80	2.95	6.50	3.40	7.50	3.18	7.00
2	127.0	8	19.1	5/8	108.0	101.6	108.0	4.54	10.00	3.63	8.00	3.63	8.00	4.40	9.70	3.90	8.60
2 1/2	149.4	8	22.4	3/4	120.7	114.3	120.7	6.35	14.00	5.44	12.00	4.99	11.00	6.80	15.00	5.90	13.00
3	168.1	8	22.4	3/4	127.0	120.7	127.0	8.16	18.00	7.26	16.00	6.35	14.00	8.90	19.60	7.40	16.30
3 1/2	184.2	8	25.4	7/8	139.7	133.4	139.7	11.80	26.00	9.53	21.00	9.08	20.00	13.17	29.00	-	-
4	215.9	8	25.4	7/8	146.1	139.7	146.1	16.78	37.00	14.97	33.00	14.06	31.00	18.60	41.00	-	-
5	266.7	8	28.4	1	165.1	158.8	165.1	30.87	68.00	28.50	62.80	27.50	60.60	30.84	68.00	-	-
6	292.1	12	28.4	1	171.5	165.1	171.5	36.77	80.00	36.32	80.00	35.38	78.00	38.00	83.80	-	-
8	349.3	12	31.8	1 1/8	190.5	184.2	196.9	50.80	112.00	44.00	97.00	50.80	112.00	62.20	137.00	-	-
10	431.8	16	35.1	1 1/4	215.9	209.6	215.9	86.26	190.00	76.20	168.00	74.00	163.00	102.00	224.90	-	-
12	489.0	20	35.1	1 1/4	222.3	215.9	222.3	102.51	226.00	97.52	215.00	108.86	240.00	132.00	291.00	-	-
14	527.1	20	38.1	1 3/8	235.0	228.6	235.0	121.56	268.00	102.00	224.80	111.00	244.70	158.00	348.30	-	-
16	603.3	20	41.1	1 1/2	254.0	247.7	254.0	177.06	290.00	149.82	330.20	165.71	365.30	224.73	495.40	-	-
18	654.1	20	44.5	1 5/8	273.1	266.7	273.1	215.65	475.40	180.10	412.30	194.00	427.70	285.00	628.30	-	-
20	723.9	24	44.5	1 5/8	285.8	279.4	292.1	267.86	590.50	231.54	510.50	258.78	570.50	365.00	804.70	-	-
24	838.2	24	50.8	1 7/8	330.2	323.9	336.6	372.00	820.00	330.00	725.50	362.00	798.00	533.45	1176.00	-	-

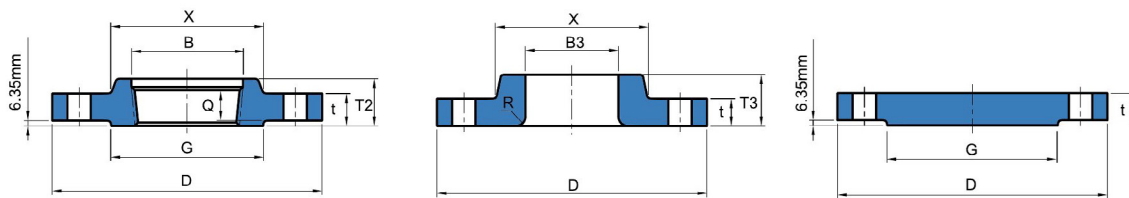
## ASME příruby 1500 lbs



DN	D	X	G	t	B1	B2	B3	B	T1	T2	T3	A	R	Q	Y
1/2	121	38.1	35.1	22.4	Na základě požadavku	22.4	22.9	23.6	60.5	31.8	31.8	21.3	3.0	22.4	9.7
3/4	130	44.5	42.9	25.4		27.7	28.2	29.0	69.9	35.1	35.1	26.7	3.0	25.4	11.2
1	149	52.3	50.8	28.4		34.5	35.1	35.8	73.2	41.1	41.1	33.5	3.0	28.4	12.7
1 1/4	159	63.5	63.5	28.4		43.2	43.7	44.5	73.2	41.1	41.1	42.2	4.8	30.2	14.2
1 1/2	178	69.9	73.2	31.8		49.5	50.0	50.5	82.6	44.5	44.5	48.3	6.4	31.8	15.7
2	216	104.6	91.9	38.1		62.0	62.5	63.5	101.6	57.2	57.2	60.5	7.9	38.1	17.5
2 1/2	244	124.0	104.6	41.1		74.7	75.4	76.2	104.6	63.5	63.5	73.2	7.9	47.8	19.1
3	267	133.4	127.0	47.8		90.7	91.4	92.2	117.3	73.2	73.2	88.9	9.7	50.8	20.6
4	311	162.1	157.2	53.8		116.1	116.8	117.6	124.0	90.4	90.4	114.3	11.2	57.2	23.9
5	375	196.9	185.7	73.2		143.8	144.5	144.5	155.4	104.6	104.6	141.2	11.2	63.5	23.9
6	394	228.6	215.9	82.6		170.7	171.5	171.5	171.5	119.1	119.1	168.4	12.7	69.9	26.9
8	483	292.1	269.7	91.9		221.5	222.3	222.3	212.9	142.7	142.7	219.2	12.7	76.2	31.8
10	584	368.3	323.9	108.0		276.4	277.4	276.4	254.0	158.8	177.8	273.1	12.7	84.1	33.3
12	673	450.9	381.0	124.0		327.1	328.2	328.7	282.4	180.8	218.9	323.9	12.7	91.9	39.6
14	749	495.3	412.8	133.4		359.2	360.2	360.4	298.5	-	241.3	355.6	12.7	-	41.4
16	826	552.5	469.9	146.1		410.5	411.2	411.2	311.2	-	260.4	406.4	12.7	-	44.5
18	914	596.9	533.4	162.1	461.8	462.3	462.0	327.2	-	276.4	457.2	12.7	-	49.3	
20	984	641.4	584.2	177.8	513.1	514.4	512.8	355.6	-	292.1	508.0	12.7	-	54.1	
24	1168	762.0	692.2	203.2	616.0	616.0	614.4	406.4	-	330.2	609.6	12.7	-	63.5	

NOTE :

## ASME příruby 1500 lbs



THREADED

LAP JOINT

BLIND

Nominal Pipe Size	DRILLING			BOLTING				APPROXIMATE WEIGHT									
	Bolt Circle Diam.	Number of Holes	Diam. of Holes	Diam. of Bolts (inch)	STUD BOLT LENGTH			Welding Neck		Slip-on and Threaded		Lap Joint		Blind		Socket Welding	
					0.25" Raised Face	Male - Female Tongue - Groove	Ring Joint	Kg	lb	Kg	lb	Kg	lb	Kg	lb	Kg	lb
1/2	82.6	4	22.4	3/4	108.0	101.6	108.0	2.10	4.60	1.80	4.00	1.80	4.00	1.90	4.00	1.81	4.00
3/4	88.9	4	22.4	3/4	114.3	108.0	114.3	2.72	6.00	2.27	5.00	2.27	5.00	2.72	6.00	2.81	6.20
1	101.6	4	25.4	7/8	127.0	120.7	127.0	3.86	8.50	3.40	7.50	3.40	7.50	4.08	9.00	3.61	8.00
1 1/4	111.3	4	25.4	7/8	127.0	120.7	127.0	4.54	10.00	4.10	9.00	4.09	10.80	4.30	9.50	4.99	11.00
1 1/2	124.0	4	28.4	1	139.7	133.4	139.7	5.90	13.00	5.45	12.00	5.40	11.90	5.90	13.00	6.76	14.90
2	165.1	8	25.4	7/8	146.1	139.7	146.1	10.89	24.00	10.50	23.00	9.53	21.00	11.30	25.00	10.89	24.00
2 1/2	190.5	8	28.4	1	158.8	152.4	158.8	16.34	36.00	15.80	34.80	13.15	29.00	16.00	35.30	16.34	36.00
3	203.2	8	31.8	1 1/8	177.8	171.5	177.8	21.79	48.00	21.77	48.00	17.24	38.00	21.79	48.00	-	-
4	241.3	8	35.1	1 1/4	196.9	190.5	196.9	31.30	69.00	31.00	68.40	29.00	63.90	33.11	73.00	-	-
5	292.1	8	41.1	1 1/2	247.7	241.3	247.7	59.02	130.00	58.80	129.60	54.00	119.00	60.00	132.30	-	-
6	317.5	12	38.1	1 3/8	260.4	254.0	266.7	74.91	165.00	74.00	163.00	62.00	136.70	75.00	165.30	-	-
8	393.7	12	44.5	1 5/8	292.1	285.8	323.9	123.83	273.00	117.73	258.00	129.73	236.00	136.98	302.00	-	-
10	482.6	12	50.8	1 7/8	336.6	330.2	342.9	205.93	454.00	197.49	435.40	220.19	485.40	229.97	507.00	-	-
12	571.5	16	53.8	2	374.7	368.3	387.4	306.00	674.60	264.00	582.00	286.02	630.60	316.00	696.70	-	-
14	635.0	16	60.5	2 1/4	406.4	400.1	425.5	416.00	917.00	-	-	404.06	890.80	421.00	928.00	-	-
16	704.9	16	66.5	2 1/2	444.5	438.2	469.9	567.50	1250.00	-	-	522.10	1151.00	559.00	1232.70	-	-
18	774.7	16	73.2	2 3/4	495.3	489.0	527.1	736.00	1622.60	-	-	669.65	1476.30	761.00	1677.70	-	-
20	831.9	16	79.2	3	539.8	533.4	565.2	929.00	2048.00	-	-	805.85	1776.60	967.00	2131.80	-	-
24	990.6	16	91.9	3 1/2	616.0	609.6	647.7	1504.00	3315.70	-	-	1285.55	2834.00	1568.00	3456.80	-	-